



# Film Pack Camera Club



Columbia Council of  
Camera Clubs  
<http://columbiacameraclubs.org/>

# *A dapter*

Photographic Society of  
America  
<http://psa-photo.org/>

Editor: Jon Fishback. FP, ARPS

**May 2015**

**Meetings will be held the first and third Tuesday at Touchmark  
2911 SE Village Loop, Vancouver WA.**

### Program May 5th

Michael Andersons will be providing a recap of the PSA Journal March article and also information covered in another HDR advanced article in the May PSA Journal.

I prefer writing to speaking; there are fewer hecklers.

If my latest photographs were fish I'd throw them back.

Bill Jay

Everyone has a photographic memory,  
but  
not everyone has the CF card.

~Author Unknown

“Besides learning what to see,  
there is another art to be learned.”

—  
“Learning not to see what is not.”

Maria Mitchell

Keep Tuesday June 2nd open for the end of the year banquet, at Touchmark..  
Get social at 6:00 PM.

Board meetings will be on the 4th Tuesday of every month, location to be announced.

### Goodies list and Schedule

5—5 T Ambrose

5—19 R Batson

The above folks are responsible for bringing snacks and juice to the meeting.  
If you cannot bring goodies please call Sharon Deming 360-896-9476 and arrange a swap.

**FPCC Total Member EID Scores  
To Date**

Row Labels	C	TH	O
Ambrose, Tom	78	43	254
Anderson, Michael	82	24	132
Battson, Rick	44	122	256
Belt, Richard	63	168	351
Boos, Charles			47
Cambell, Tammy		82	85
Cornick, Stephen	79	102	252
Craig, John	181	175	380
Deming, Bob		126	180
Deming, Sharon	169	171	356
Eklof, Jan	176	176	358
Fischer, Doug	180	178	369
Fishback, Jon	107	169	344
Fishback, Rachel		163	325
Funderburg, Don	154	124	281
Funderburg, Tali			42
Hatfield, Rosanne			20
Hunter, Wayne			44
Klein, Ray	175	176	353
Kratzberg, Claudine	42		123
Kuhl, Mike	130	124	250
Martin, Ken	22	143	294
Moore, Lee	89	85	227
Pelkey, Jan	147	105	274
Ruger, Alan			20
Schuyler, Cal			289
Shearer, Bev	59	79	154
Shugert, Mark	40	43	131
Somura, Akiko	70	43	132
Todd, Sharp	177	130	371
Woodbery, Frank	174	167	357



Richard Belt



Charlie Boos



John Craig

**Upcoming EID themes**

May: *Patterns*

Congratulations to the best images for  
April

## Print Totals to date

Sum of SCORE	Column Labels				
Row Labels	Large Color	Large Mono	Small Color	Small Mono	Grand Total
Bev Shearer			209	122	331
Bruce Smalley	45	43	39	41	168
Cal Schuyler			86		86
Don Funderburg	180	181	173	164	698
Doug Fischer	194	183			377
Frank Woodbery	110	88	154	108	460
Jan Eklof	90		138	128	356
Jan Pelkey			42	85	127
John Craig	72	47			119
Mark Shugert	74	22	65	45	206
Ray Klein	45	44			89
Rick Battson	131	106	86	111	434
SHARP TODD	73	75	68	72	288
Tali Funderburg		22	40	44	106
Tammy Campbell	63		41		104
(blank)					



Michael Anderson




Sharp Todd

Congratulations to the top print makers for April



Frank Woodbery



Frank Woodbery

**Darrell Gulin**  
Keynote  
[www.gulinphoto.com](http://www.gulinphoto.com)

**Blake Rudis**  
[www.everydayhdr.com](http://www.everydayhdr.com)

**rmssp**  
rocky mountain school of photography

**Astrophotography**  
Kristen Hill

**LR** Making Lightroom Work for You  
Art Burkhalter

**Strange Fx**  
Ken & Lydia Strange  
<http://strangeimages.com>  
[strangedomain.com](http://strangedomain.com)

Silent Auction  
Field Trips  
Image Displays

aperture [www.aperture.org](http://www.aperture.org) FotioX [www.fotiox.com](http://www.fotiox.com)

**COLUMBIA COUNCIL OF CAMERA CLUBS**  
4CS

**2015 Photography Conference**  
(The Event No One Will Want to Miss)  
**October 9-11**

Walla Walla Community College  
500 Tausick Way Walla Walla, WA

Hosted by  
**Blue Mountain Photo Club**

[www.columbiacameraclubs.org](http://www.columbiacameraclubs.org) <http://bluemountainphotoclub.org>

Photographic Society of America  
77th Conference

**2015**

September 27 -  
October 3, 2015

**West Yellowstone**

## Observations of a Professional Competition or How the other half competes.

On March 26-28th the Professional Photographers of America (PPA) held a district competition here in Vancouver.

I was privileged to attend part of the judging and here are my observations.



The first thing I noticed was the cutting edge logistics. The judges for the print competition used cell phones to log in and the moderator used a tablet to facilitate. The digital competition used; what appeared to be 32" monitors. The judging is live online and anyone can watch from anywhere using just about any device.

One of the most impressive benefits to the casual viewers; was the ability to watch the judging from either of two locations. It was possible to watch the judging in the room with the judges. The judges are the only ones that will be heard in that room viewers must be very quiet.

The second location was an entirely different room and there I found a laptop connected to a projector and in real time all the judging that was going on, including the comments from the judges.

This room was open for any amount of conversation you desired, and had a moderator to encourage you to ask questions, give your opinion or just discuss what was being said by the judges.

<b>Image Scoring System</b>	<b>12 Elements of a Merit Image</b>
<small>(Judges are instructed to first select the Grade Level of the image, then select the corresponding score.)</small>	
Exceptional 100-95	1 - Impact
Superior 94-90	2 - Creativity
Excellent 89-85	3 - Style
Deserving of a Merit 80-84	4 - Composition
Above Average 79-75	5 - Print Presentation
Average 74-70	6 - Center of Interest
Below Exhibition Standards 69-65	7 - Lighting
	8 - Subject Matter
	9 - Color Balance
	10 - Technical Excellence
	11 - Technique
	12 - Storytelling
Deserving of a Review 81-78	
Merit Image 80 and above	

Notice, on the insert shown previously; that PPA uses a very different scoring system. This range may be familiar to you as one that looks a lot like how grading was done in school..

The challenge process is very important in the judging. There are six (6) judges and each records a score based on the chart shown. The computer averages the scores and an automatic challenge happens if there is one or more judges 10 points outside the average. The judge outside the average then must justify the score, and try to sway the group toward her/his score. All judges speak and then the image is re-judged. This score is recorded. A judge may at any time challenge an image; the process is the same.

Needless to say, I think the portrait section was excellent. This may not need explanation, as these people are trying to make a living doing photography and most are in the portrait business. Wedding work was, I feel, also very good.

It is my opinion, that the illustrative category, which is much like our open category, was the weaker category. I saw many images that would not have done well at camera club let alone compete in PSA sanctioned international competitions.

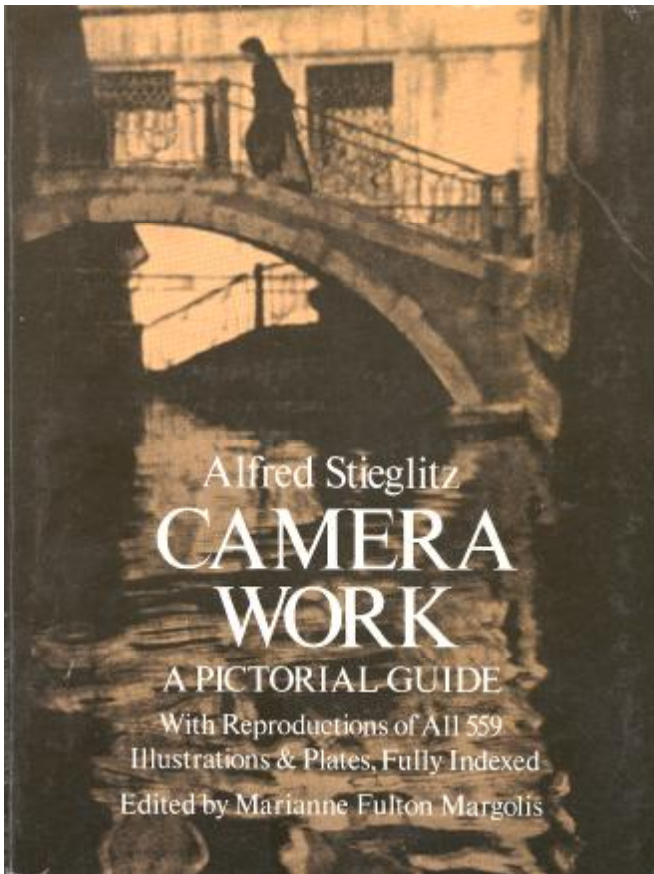
One specific example was a strong horizontal of Goodnoe hills. It was so very average I was astounded that they were trying to put it in the superior category and discussed it ad -nauseam. Our club members have shown images from the same location that I think are far superior. This is but one example, there were many others that the judges felt were excellent to superior, that might have received a 7 in our competition, and would not have been accepted internationally.

I think there is a reason for this. Those people who are working hard every day to make a living, do not have the luxury to play around with photography, and their work tends to be the bread and butter work the amateur shuns. When they do find time for personal work, it may be hurried and not taken as seriously as their commercial work.

What was amazing to me; was the fact the judges did not recognize some of the average work they were seeing in this illustrative category. It was obvious to me these six judges have never had the opportunity to view a PSA international competition.

I think it would be a good thing for PPA judges to study the illustrative work of PSA members, and for PSA judges to study the portrait work of PPA members.

# Book Review



## Camera Work

Dover Publication, Inc, New York, 1978

ISBN 0-486-23591-2

Under \$10 online at Abe Books

Unless you are independently wealthy this will be the only chance you have to see all the original images published in this seminal quarterly magazine published by Alfred Stieglitz.


All the photographs and other illustration published in the periodical between 1903 and 1917 are in this modern publication.

Copies of the original publication are selling at auction for over \$2500 each. If you can find a complete set, and they are few and far between, it may run you in excess of \$100,000.00. Mostly the sets are broken up and the gravures sold individually over the years.

So...here is an opportunity to see them all in one place for as little as \$7. It is my opinion that this should be a part of any photographers library.



Gertrude Kasebier



Paul Strand

# Quick Release Systems

*Manfrotto 625 RC0 Rapid Connect Adapter with 030-14 Plate*  
*\$69.00 at Adoramal*



*Gitzo Series 3 GS3760D Magnesium Quick Release D Profile Adapter*  
*\$159.88 at Adorama*

*Giottos MH-656 Quick Release Arca Style Clamp Camera Mounting System with MH-646 Plate*  
*\$49.95 at Adorama*



*Manfrotto RC2 Compact Rapid Connect Adapter w/3157N Plate (#3299)*  
*\$32.90 at Adorama*



Editor's Favorite

*Manfrotto 322RC2 Improved Grip Action Ball Head with Quick Release*  
*- Supports 11 lb*

*\$179.88*  
*at*  
*Adorama*



# Before & After

## The Flavel House in Astoria.

It was commented during a judging, that the composition was good but that it was a bit too red. Based on those comments I reworked the masking a bit but I also changed the color of the sky which was masked in and I also changed the color cast of the building and foreground. It scored 23 in the competition and I will likely enter the reworked version in the QEID and maybe the PPA IPC.

Michael Anderson



Before

I believe Michael has taken some very short comments and drastically improved his presentation.

Based on the comment regarding the overall red tint, I think he has worked way beyond that.

Pay particular attention to the fact that he as not just toned down the red, but has selectively toned it down and subtly changed some of the colors. I am taken by the fact he has left the windows red. I feel this adds much mystery and interest to the house. And wow, look what he did to the green in the foreground and the beautiful dead grasses.

I think our judging really did nothing more than encourage Michael to take another look, because we did not in any way help this much.

But what if we had said nothing?

There is hardly time to respond to all the positive attributes of an image during a judging. But worse than that there may not be time to reflect on what might be changed to make it better.

I think changing the hue of the house has added dimension to the building. The warm wall on the viewer's left now plays off the cooler front of the house giving the appearance of the third dimension.

Part of the wonder of this image, to me, is the framing of the trees left and right. This too, I feel adds to the dimension by visually pushing the house to the rear.

I feel the change in the sky to be a very powerful one. This too, I think, changes the image from a more flat presentation, to one in which you feel you are there.

Take note please, I feel, in judging, this is the reason we need to comment on things that can help the image, not just say how wonderful they are.



After



## Easter Egg Hunt—Touchmark



Michelle Avdienko, Touchmark Life Enrichment Director, and her assistant Michelle Lufkin headed the team involving the Easter egg hunt and portrait event. Frank Woodbury, Ray Klein and Steve Cornick arrived at 9:00 AM to set up for the event. Ray captured the beginning placement of the eggs outside the building, while Frank and Steve set up the photo gear in the area designated as the photo booth to accomplish the portrait session.



The guests and grandchildren arrived at approximately 9:45 AM and the children were assembled in the main lobby and were given the signal to begin hunting for the eggs planted in the courtyard outside the main building at 10:00 AM. Plastic eggs were filled with ticket stubs that allowed the children to win prizes assembled on tables in the main lobby. The portrait sessions started shortly after the children returned to the lobby with their eggs. Frank had his hands full as the line with children and parents grew ever longer. Steve assisted with the portrait shooting while Ray attempted to cover the overall event.

Later, Ray was able to download Steve's images on his laptop shortly after the event, while Frank preferred to edit his photographs and use an internet service called "DropBox" to deliver his images to Ray over the weekend. Ray delivered a disc of the portrait photographs the following Monday, April 6th. On the following Thursday, April 8th, Ray delivered a slide show of the entire event, consisting of approximately 65 images, for the Touchmark Life Enrichment team to entertain the residents of the retirement home.







We are now on the "home stretch" for our 2014-2015 season! We only have two regular club meetings remaining and then the end of year banquet. We still have some great opportunities for our club members to join the board for next year. The two vacant positions are the club Vice President and the Field Trip Chair. These are both exciting and very important positions in the club.

Just to give you an idea of what these two positions are all about – I've copied the duties of these positions directly from our club bylaws:

## **Vice President:**

The Vice President assumes the responsibilities of the President in his/her absence.

Vice President greets and introduces visitors at Club meetings.

The Vice President is responsible for maintaining an up-to-date email member contact list as the Treasurer removes and adds members on the Club roster.

## **Field Trip Chair:**

The Field Trip Chair investigates and organizes photographic field trip opportunities for Club members. The Field Trip Chair informs members about upcoming field trips and makes information available to members on the Club Website Calendar of Events. The Field Trip Chair provides the Newsletter Editor with a list of upcoming field trips and a news account of prior field trips for inclusion in the "Adapter."

The Field Trip Chair may attend board meetings at his/her discretion unless asked by the President to report on matters before the board.

The Field Trip Chair is responsible for maintaining an up-to-date email member contact list as the Treasurer removes and adds members on the Club roster.

Just as a side note – depending on their level of interest, the club's Vice President may step in to become the club's President in subsequent years because of their experience and familiarity in the club's operation. But doing that is definitely *not* a requirement.

Since we are running out of time this season, please e-mail me directly (at [vancwa@comcast.net](mailto:vancwa@comcast.net)) if you are potentially interested in one of these two positions in the coming year. Please consider stepping up your contribution to the club next year. I hope to hear from you soon!

Best regards, Frank

## Sharpening Works Wonder...for Brain Power

Are you still waiting to learn image manipulation software, such as Photoshop and/or Lightroom? Are you considering a new camera? Could your brain use some "over-sharpening" like mine?

Researchers from the University of Texas at Dallas found that seniors improved their long-term memory skills when engaged in activities that they were truly interested in. Tackling a new hobby such as photography, photo-editing and quilting exercised more mental stimulation than doing puzzles or listening to classical music.

For a related audible story from NPR, follow this link:

[http://www.npr.org/player/v2/  
mediaPlayer.html?  
action=1&t=1&islist=false&id=309006780  
&m=30969482](http://www.npr.org/player/v2/mediaPlayer.html?action=1&t=1&islist=false&id=309006780&m=30969482)

I plan to stretch my memory muscle by wading through Photoshop CC this summer. In my mind, frustration with Photoshop translates to a complex mental workout! Challenge accepted.

Thanks to FPCC member Tim Morton for providing practical food for thought!

Tammy Campell

## FPCC Field Trips for May 2015 & More May Dates

Saturday, May 9

Gallery Hopping-Three to see:

Brian Kosoff: Night Landscapes at Camerawork  
Shadow & Light: A Juried Exhibition at Black Box  
E. O. Hoppe: Society, Studio & Street Photography at Reed College

(Portland Farmers Market opens at 8:30am, if you'd like to shoot a bit first. You come along, you decide!)

Sunday, May 17

Sunday Stroll-pushed backed due to Mother's Day (May 10)

Thursday, May 28

Day Trip to Oysterville on the North Beach peninsula. There's a short walking tour of quaint homes from the 1850s and on. Other possibilities include Willapa Art Trail, Willapa National Wildlife Refuge, and lighthouses to the south. (This will be a long day!)

And More:

June: Your input is required!!! Response on trip south to Sparks Lake/Bend has been almost nil. An alternative might be the Quinalt Rain Forest, the southern part of the Olympic National Park & Forest. We'll set dates and start planning once I get your feedback.

Here are some links for inspiration:

Sparks Lake:

[http://traveloregon.com/trip-ideas/oregon-stories/  
capturing-oregon-sparks-lake/](http://traveloregon.com/trip-ideas/oregon-stories/capturing-oregon-sparks-lake/)

Quinalt Rain Forest:

[http://www.quinaltrainforest.com/pages/  
rainforest.html](http://www.quinaltrainforest.com/pages/rainforest.html)

July: We'll head to Newberg for a hot-air balloon ride. Details will be forwarded by email.

Let me know if you have any further questions. Suggestions are always welcome. Departure times and meeting spots will be emailed prior to each field trip.

Happy trails,

Tammy Campbell

FPCC Field Trip Chair