

Adapter



Vancouver Washington
Film Pack Camera Club

February 2017 Volume 62 Issue 05



Columbia Council of
Camera Clubs

<http://columbiacameraclubs.org/>

Film Pack Camera Club FPCC

A dapter



Photographic Society of
America

<http://psa-photo.org/>

Editor: Jon Fishback., APSA, ARPS jpf1@aol.com

Volume 62 Issue 05 February 2017

Club Officers:

President—John Craig jc_craig06@comcast.net

Vice President—Frank Woodbery VANCWA@Comcast.net

Secretary Treasurer—James Watt tirnaog3@gmail.com

Social Chair—Sandy Watt saendibruder@gmail.com

Field Trip Chair—Rick Battson Rbattson@comcast.net

Web Co-Chair—B. Deming & D. Fischer rfdeming@comcast.net

Touchmark Rep.: Ray Klein mklein@pacifier.com

(Cntrl. Click to send email.)

Inside *A dapter*

Page:	Content:
3.	Last Month Print night results
4.	Last Month Print night Judges Choice
5.	Contd.
6.	Last Month EID night results
7.	Last Month EID night Judges Choice
8.	Contd.
9.	Before And After
10.	Contd.
11.	Book reviews.
12.	Judge's corner
13.	Cool stuff
14.	Crossword
15.	Fun with PSA
16.	Misc. & Board Minutes

NEWS FLASH! Extra, Extra, Extra!

Popular Photography Magazine has just notified **Ray Klein, an FPCC member**, that he is one of the winners in their **2017 INTERNATIONAL Readers Photography Contest!**

Ray was notified January, 25th 2017 that his entry in the Cities and Architecture Category is a **1st Place Winner** in that category and will receive a cash award for his photograph titled: **Portland,OR / Alpine Glow Dusk**

The picture will appear in the April issue of Popular Photography Magazine. **IT IS POPULAR PHOTOGRAPHY MAGAZINE'S 23rd INTERNATIONAL ANNUAL READERS PHOTO CONTEST**

Ray will also be the Featured Artist of the Month for February at Gallery 360. Many of his art and scenic photographs will be on display from February 1st, through February 26, 2017.

Cover - Ray Klein

Competition Meetings will be held the first and third Tuesday, 7:30 PM, at Touchmark 2911 SE Village Loop, Vancouver WA. - [Touchmark Web Site](#) (Cntrl. Click)

[FPCC Web Site](#) and calendar (Cntrl. Click)

Board meetings will be on the 4th Tuesday of every month, location and time to be announced by email.

Goodies list and Schedule:

02-07 J. Deweese

02-21 J. Eklof

03-07 J. & R. Fishback

03-21 J. & R Hatfield

04-03 W. Hunter

04-18 R. Klein

**The above folks are responsible for bringing snacks and juice to the meeting.
If you cannot bring goodies please call Sandy Watt 309-750-4351 and arrange a swap.**

Last Month Print Night - Results YTD

Year to date Color

Color Print Chair: Don Funderburg
dfunde3280@yahoo.com

Color Prints			
Image Maker	LC	SC	YTD
Bev Shearer		85	85
Calvin Schuyler	125	124	249
Don Funderburg	198	195	393
Doug Fischer	234		234
Grant Noel	41	4	83
Jan Eklof		224	224
Jan Pelkey	129		129
Katie Rupp	46	45	91
Mark Shugert	44		44
Michael Anderson	46	43	89
Priscila MartinRead	44	23	67
Ray Klein	62		62
Sharp Todd	146	144	290
Stephen Cornick		60	60
Tali Funderburg	21		21
Tim Morton	226	176	402
Wayne Hunter	90		90

Year to date Mono.

Mono Print Chair: Doug Fishcer
cdfisc@comcast.net

Large Mono	YTD
Cal Schuyler	64
Don Funderburg	196
Doug Fischer	222
Grant Noel	41
Jan Pelkey	90
Katie Rupp	46
Michael Anderson	43
Sharp Todd	143
Tali Funderburg	20
Tim Morton	63
Small Mono	
Bev Shearer	42
Cal Schuyler	81
Don Funderburg	196
Grant Noel	44
Jan Eklof	87
Michael Anderson	44
Sharp Todd	143

Last Month Print Night - Judges Choice



DonFunderburg_DiggingForFood_LC



JanEklof_Puffin_SM



DonFunderburg_FPCC_HeyButtHead_SM

Last Month Print Night - Judges Choice



DougFischer_Frog_Flies_LM



DougFischer_Derelict_LC



TimMorton_AttackingNestRobber_LC



DougFischer_SandDune_LM

Last Month EID Night - Results YTD

EID chair: Frank Woodbery VANCWA@Comcast.net

Cancelled due to weather

EID Theme for February: **Camera Movement**

Last Month EID Night - Judges Choice

Cancelled due to weather

Touchmark is planning on having us (FPCC) do photography of two future events:

1. Easter Egg Hunt on April 15th a Saturday. Start time undetermined at this point.

2 Car Show on June 17th another Saturday. Start time undetermined at this point.

Ray

Last Month EID Night - Judges Choice, contd.

Cancelled due to weather

Before and After - Editor

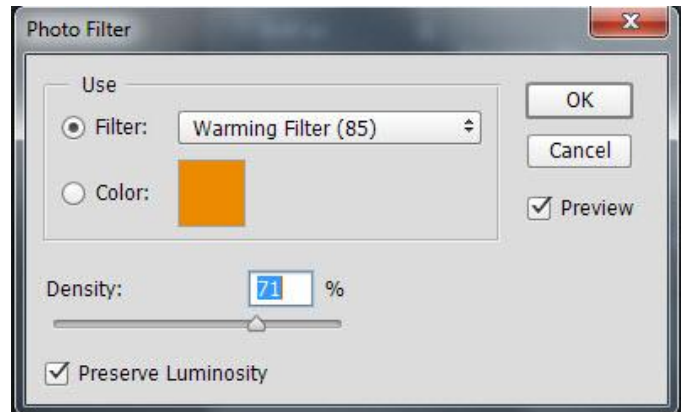


Before

In the before image left we have a small crop of a rather off color cell phone image taken on a very blue overcast day.

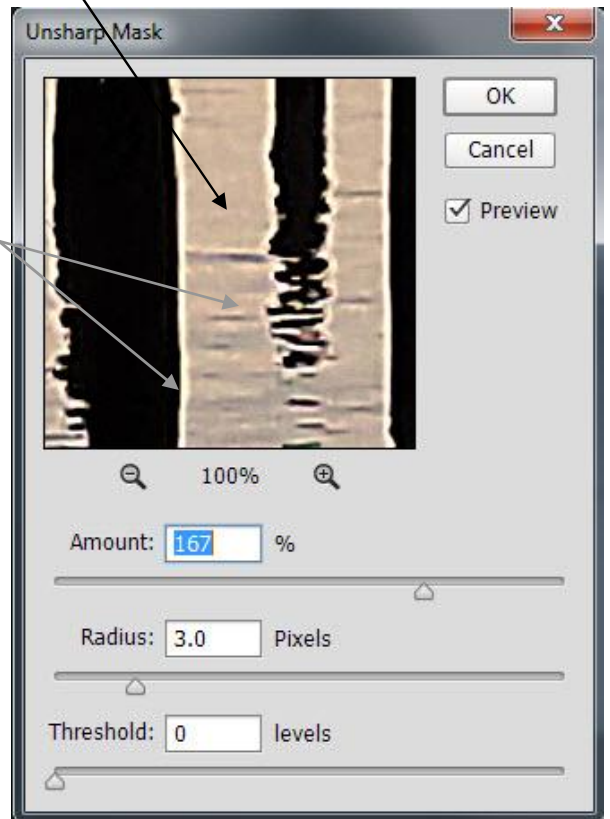
For this purpose I will not try to change the color to make it correct, just make it less offensive.

Here I will show you how to remove haloes around images that have been over manipulated, and it is easier than you think.



Above, I have just quickly warmed the image to give the water a bit of a sunset look.

On the right, using the unsharp mask, I have purposely over sharpened the image, creating very obvious halos where the dark pilings meet the light water.



Continued on the following page.

I don't know about you, but I have difficulty with video tutorials, they move too quickly for me and I find that I constantly need to re-run the video, try to find what I didn't understand, over and over.

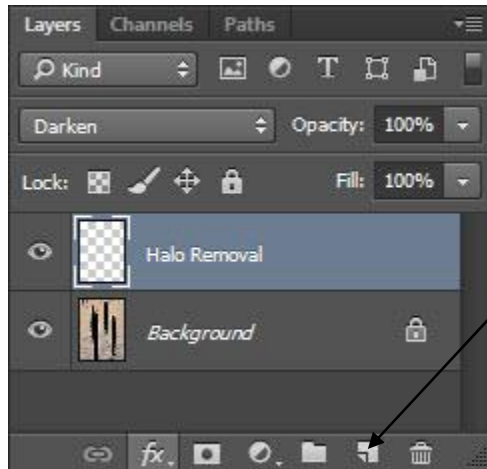
All these are written in a very clear and concise manner and you can read them over and over till you get it. You can read, do the work, go back read and do it over as much as you like and the explanation is always right there on the screen.

Here is a link to one of the best PhotoShop tutorial groups I have found. Many are for CS6, but pertinent to CC.

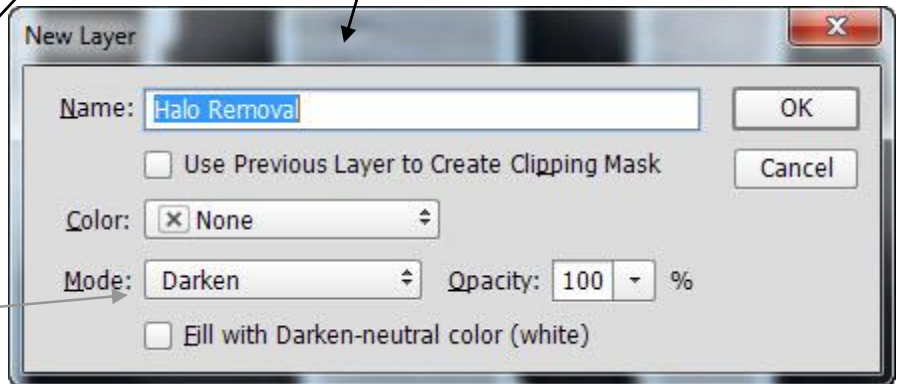
Cntrl Click to navigate.

<http://www.photoshopesentials.com/>

Editor




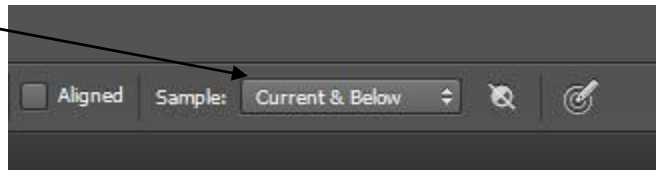
By holding down the Alt key on the PC or the Options key on the MAC and clicking here, you get this drop down.



Name it if you want to, but the most important thing here is to make sure you change the mode to Darken and the sample on the top menu bar, to "current and below."

Now, by using the clone tool, the brush tool, or the healing brush and making sure you are on the new blank layer, you can sample and remove the halo very easily and very rapidly.

Notice the before and after here.




Notice here, the slight line that will need to be cleaned up for presentation, not much of an issue considering the severity of the original problem.



After

Books to Buy - Amazon



Rick Ferro opens wide his bag of tricks to show photographers how to create breathtaking wedding/engagement, portrait, and glamour photographs in any location. The bulk of the text is devoted to managing posing and lighting. Readers will learn to work with natural light to produce beautiful, evocative. Sophisticated indoor, multi-light setups are detailed and diagrammed too, ensuring readers can readily duplicate the flattering lighting effects that are a hallmark of Ferro's style.

Next, Ferro provides posing discussions for challenging presentations (e.g., seated bridal portraits, couples, and groups) and tricky body parts (hands are notoriously tough to pose in a natural, flattering manner). In addition to these critical teachings, Ferro teaches other skills that vex amateurs and pros—including storytelling, prop selection, composition, lighting groups, creating silhouettes, and more. Finally, he provides tips for building a strong social media presence, adding unique post-processing effects, adding music and slide shows in the sales room, and more.

Most photographers shoot in abundant sunlight. The problem is, full sun creates harsh, unflattering shadows that undermine images. Working in low light — in early morning or at twilight or when Mother Nature cues the clouds or fans in the fog — can help photographers produce stand-out images.

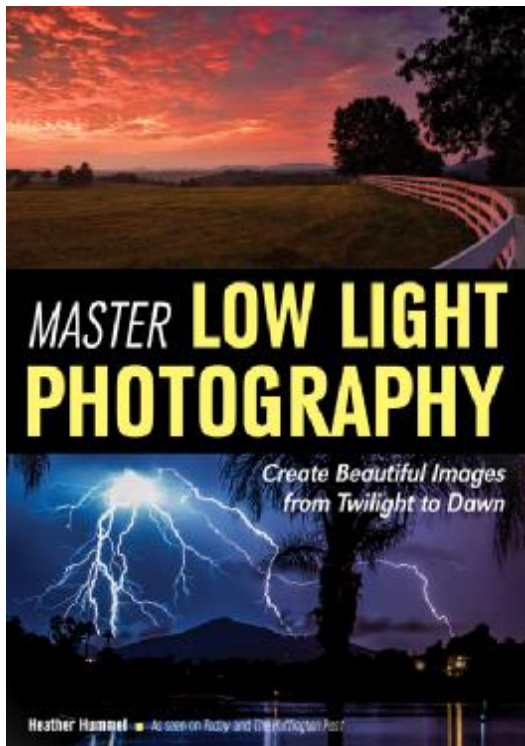
See all 2 formats and editions

Kindle

\$19.99 [Read with Our Free App](#)

Paperback

\$29.17 [14 Used](#) from [\\$22.19](#) [33 New](#) from [\\$21.70](#)



Photographers will learn to analyze light and determine the best camera settings for creating captivating low-light images outdoors. Composition—the artful arrangement of all of the image elements — is detailed next. From there, Hummel provides text and illustrations to guide readers through the art of producing low-light images of sunrises and sunsets; the moon and stars; hot air balloons, city lights, and fireworks; and nature and landscape photography. Hummel then moves on to discuss how photographers can use filters and camera-stabilizing tools to enhance the technical quality of their shots. Armed with the applications outlined in this book, photographers will be able to produce outstanding shots during off-peak hours.

See all 3 formats and editions

Kindle

\$19.99 [Read with Our Free App](#)

Paperback

\$25.08 [16 Used](#) from [\\$21.78](#) [34 New](#) from [\\$21.62](#)

Judge's Corner

Judging Chair: Mark Shugert shugertmark@gmail.com

Judges For February:

02/07 (Prints) J. Fishback, S. Todd, R. Batson

02/21 (EID) R. Klein, K. Rupp, ?

The Elements

Technical Excellence

Composition

Lighting

Color

Impact

Creativity

Presentation

Story



Score

7

I find the combination of the two figures and their reflection in the mirror makes an **appealing story**. The barber's body and arms **form lines** that connect him to his customer. I also think the **red, white and green** of the central figures creates interest and helps unify the **composition**. In my view, I think **cropping** to simplify the surroundings and adding a subtle **vignette** to emphasize the lighting on the barber and his customer could strengthen the image.

John Craig, Club judge.

Here, I feel the judge has used his time very well. Notice how many references to the elements were used, and how many were not. In this case we have an example of the cropping provided. When judging at camera club, you will not have this luxury, and must be specific. In this case, I think, you might speak to the cropping that would let the maker know without the example. This can be a challenge and you may want to use a reference point, such as the mirror, or mention cropping out an element.

Cool Stuff - <http://www.coolthings.com/>



An IR camera is pretty standard gear when trying to film ghosts in the darkness. And while it is useful to a degree, the resulting videos are usually more creepy than practical for actually figuring out what's going on. What you really need is a high-ISO shooter with the ability to capture crystal-clear images in near-pitch black conditions and that's what the Canon ME20F-SH brings.

Billed as the company's first ultra-high-sensitivity multi-purpose camera, it boasts an ISO equivalent of over 4,000,000. That allows it to record quality HD video (little to no noise, accurate colors) in settings with illumination as low as 0.0005 lux, ensuring you can clearly capture every second of your ghost-hunting treks, whether inside haunted houses, abandoned mines, or any of the usual locations Scooby-Doo's Mystery Inc crew typically find themselves in.

The Canon ME20F-SH uses a full-frame, 35mm CMOS sensor with massive photosites that are over five times larger than what's usually found on high-end interchangeable lens cameras, allowing it to collect light more effectively, and proprietary hardware tech to enable recording with minimal noise. To fit in those larger photosites, it restricts the camera to a 2.26-megapixel sensor, which is enough to allow it to capture 1080p video at 60 fps. You get the typical connectors onboard, including 3G/HD-SDI, HDMI (output-only), two stereo mic jacks (2.5mm and 3.5mm) and an eight-pin RS-422 port. It's compatible with a wide range of Canon's EF and EF-S lenses.

Available starting December, the Canon ME20F-SH is priced at \$30,000.

Drones are great for doing aerial photography, but they're not always the best fit for every job at hand. When you need to film for several straight hours (drone batteries tend to tap out at 30 minutes or less) or when the skies are particularly windy, for instance, drones won't exactly get you what you need. That's when you'll want something like the Skyshot Helikite.


An aerostat, it uses an unpowered balloon to rise in the air, eliminating the need for batteries like conventional drones. Since balloons tend to be unstable, they attached it to an airfoil kite, which provides balance and stability, keeping the assembly from flapping around the way traditional balloons would.

The Skyshot Helikite can be inflated within a minute, then just as quickly released to the sky at heights of up to 600 feet, making it considerably simpler than other aerial photography options. Designed for all-weather operation, it minimizes the instances of cancelled sessions due to inclement weather, making it ideal for professional and commercial applications. Since this is just a tethered balloon-and-kite combo, it's safe, too, with little chances of your rig crashing into people or property to disastrous results.

Three varieties are offered: standard (designed for flying all varieties of digital cameras), action cam (for GoPro cameras), and radio-controlled (for GoPro and Sony Nex 5). The first two comes in a variety of sizes (1, 1.6 and 2 cubic meters), which you can choose depending on the size and number of cameras you're going to mount. The last one, however, steps it up in the tech department, with options for a radio-controlled pan/tilt gimbal, gyro-stabilized brushless motor gimbals, and even custom gimbals (if you're willing to fork out the extra cash required, of course).

Pricing for the Skyshot Helikite starts at £450.





Across

- 1. Again, a popular camera brand. (5)
- 5. Have none of this when entering your prints or EID. (4)
- 9. Try not to get shot by one of these. (8)
- 11. Premium German optics enterprise and manufacturer. (5)
- 13. Many post processing apps have this tool by another name. (5)
- 14. Rainbows and arches have this in common. (3)
- 15. You need to ---- your photo entries correctly. (4)
- 16. A town in SW Switzerland but sounds like a much photographed place in Utah. (4)
- 19. Photographed atop the barn? (4)
- 20. Old French, girl's name, or maybe Marvin's. (4)
- 23. Don't get this fake butter on your lenses! (4)
- 24. You'll need a telephoto to shoot this one. (4)
- 26. Down-under big bird! (3)
- 27. You can shoot this in the fall. (5)
- 30. Fun's partner, when things are happening? (5)
- 32. To arrange in layers. (8)
- 33. Elton John and Paul McCartney? (4)
- 34. Maybe the eagle did land in this. (5)

Down

- 2. Roughly half Spain and half Portugal. (6)
- 3. One of the many baddies in Lord of the Rings. (3)
- 4. A good thing to have with your curry. (4)
- 5. Saw many of these on our field trip to the Palouse. (5)
- 6. One of the Great Lakes. (4)
- 7. A military or civil officer in the Ottoman Empire. (3)
- 8. Don't get into one of these; especially with your photos! (3)
- 10. Exhibiting lustrous or rainbow like colors. (8)
- 11. Lots of photo ops in this neon town. (8)
- 12. Sometimes your screen is just full of these. (5)
- 17. Compass direction. (2)
- 18. Many states have a town called this; Witch one will you choose? (5)
- 20. Neat little Pro for all the action. (2)
- 21. Native of this Arabian peninsula on the Red Sea. (6)
- 22. Fancy tents from Central Asia. (5)
- 24. You could photograph this as part of a still-life. (4)
- 25. They still make film, x-ray plates and cassettes. (4)
- 28. NASA has this but then, Cadillac has one too. (3)(Acronym)
- 29. Form meaning three, used in compound words. (3)
- 31. A sailor (twice) or a Scotsman may say this? (3)

Last month's Puzzle



**Something for the Grandchildren:
Read the following:**

Na
Na



Answer on page 16

Fun With PSA - Editor

PSA Program Lending Library

PSA makes popular programs available to its members and clubs/councils/federations on a lending basis. Requests must be made at least 3 weeks ahead of when a program is needed (4 weeks for overseas recipients). Two types of programs are available: DVD/CD programs from PSA and TOPS Programs from 2005-2010. (More will be available.)

The TOPS Photography is a collection of quality images of PSA members assembled into sets for shows. In addition to Photojournalism images, there are also images from PID, PTD, and ND. The collection is comprised of images contributed by members, by invitation of each division, who are among the top exhibitors as listed in PSA's Who's Who annual listing.

The DVD/CD programs that are available include:

- 2006 Tropical Image International Exhibition
- 2007-2009 CPID Best of the Best
- 75 Years of PSA
- Adobe Photoshop Lightroom Tutorials
- Council's Challenge 2010
- Desert Photography
- Dirty Secrets
- Effective Use of Lenses
- Getting Close to Nature
- How to: Flash Photography
- Language of Light
- Making Panoramas Using Photoshop
- **NEW** - An Ode to Sweat, by Charles Taylor, APSA
- Photography - a Picture History
- Prizewinning Photos - What Makes Them Click
- PSA's 75th Anniversary Photobook
- PSA Print Collection, the Early Days
- Tribute to Wellington Lee
- Waves of Kiwanda



TOPS programs are 2005 through 2010.

Only PSA Individual Members or PSA Member-Clubs/Councils/Federations may request a program from the PSA Lending Library. Requesters must be logged in first to access the form. Choose the appropriate link to access the form:

- **PSA Individual Members** Program Library Form
- **PSA Club/Council/Federation** Program Library Form

15% Discount onOne Software

Benefit of PSA Membership

PSA members receive 15% off all onOne Software products including: Genuine Fractals, Mask Pro, and PhotoFrame. onOne Plug-in Suite is a value for two or more products.

Use discount code **PSAON1** when purchasing at the onOne online store at: www.ononesoftware.com.

FPCC Board Notes for Tuesday January 24, 2017.

The board was informed that the image entered for January EID meeting that was canceled were judged so images could be sent to meet the 4Cs deadline. Discussion about a make-up program to show the images and announce the score was discussed. Because Tuesday February 14th was not available at Touchmark the board recommended combining Tuesday February 7th Print night with an EID make-up Program.

The cost of ribbons were discussed and it was determined that the FPCC finances could cover the expenditure. The Board also discussed possible alternatives emergency venues in case of future Touchmark cancellations. Doug Fischer offered to contact the Baptist church about using our old meeting room on sort notice.

Frank Woodbery is working with Byron Wills to present a Workshop on Composition tentatively scheduled for March 28th.

John Craig will contact Greg Syverson about a program on Alaskan Photography, particularly on Aurora Borealis for a date in April.

Don Funderburg will conduct a 4Cs Color Print Judging Program on March 14th.

Sandy Watt reported she sent out 11 fellowship cards to members last year and 1 this year. She scheduled members for bringing treats for the programs. Sandy is interested in feedback on the Christmas Party format combined with EID night.

The Treasurer's report indicated we have a balance of \$3655.84 with over \$500 in various expenses such as ribbons, postage, and miscellaneous costs before the end of year costs.

Don Funderburg informed the board about FPCC Color Prints getting lost for the 4Cs judging in January but the prints have been found and will be judged in the February Judging in Ashland, Oregon. Doug Fischer sent the Mono Prints off for judging also. There was discussion on several ways to project small prints in particular so the audience could get a better view of the images.

Bob Deming informed the Board that the attempt to move the FPCC website to a new hosting site is proving to be difficult due to the Piwigo Galleries. He is working to resolve the issue and as an alternative renegotiate a three year contract with our current host to save money.

Rick Battson reported that the next outing will be to Bandon OR - March 2- 5th.

Ray Klein said the next photo event at Touchmark will be the April 15th Easter Egg Hunt. Early this summer will be the traditional car show.

John Craig and Don Funderburg reported on the quarterly 4Cs Rep meeting held in Springfield, Oregon. It was discovered that FPCC tied for Second Place with Caveman Camera Club in Grants Pass for most points in Large Color Prints but was not recognized at the Newport convention. FPCC was presented a certificate at the meeting. Gold Book rules are being amended for prints and EID to allow up to 3 images from one maker to be entered for those clubs who don't receive enough entries to meet the 5-image compliment for the Monthly Completions.



PSA Rep.: Jon Fishback jpf1@aol.com

Attend the
2017 PSA Conference

October 8-14, 2017

A great way to meet people, have personal encounters with known photographers, and renew longtime acquaintances.

NOTE: Registration for the Pittsburgh conference will begin April 17, 2017 this year. Mark your calendars!



Tuna-fish



4 C's Rep.: John Craig jc_craig06@comcast.net